

Estill County Schools Energy Management Package



July 2020



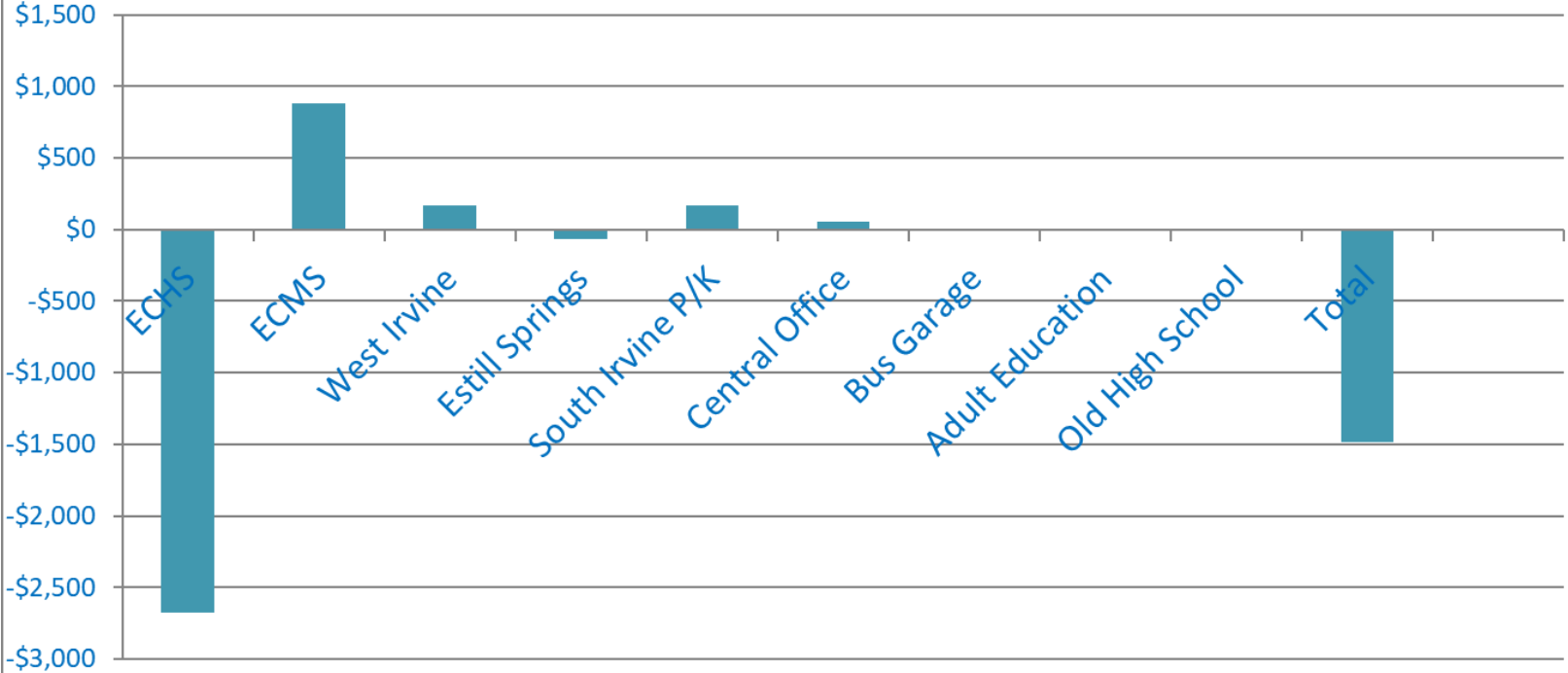
Estill County Schools Energy Management Report July 2020

School Facility	July					2020 - 2021 YTD Results				
	2019 Actual Kwh	2020 Actual Kwh	% Reduction	Position	\$ Cost Change	2019-2020 Actual Kwh	2020-2021 Actual Kwh	% Reduction	Overall Position	YTD \$ Cost Change
ECMS	69,200	78,400	-13.29%	8	\$878	69,200	78,400	-13.3%	9	\$878
West Irvine	50,720	52,480	-3.47%	6	\$168	50,720	52,480	-3.5%	7	\$168
Estill Springs	18,289	17,588	3.83%	4	-\$67	18,289	17,588	3.8%	5	-\$67
South Irvine P/K	31,606	33,400	-5.68%	7	\$171	31,606	33,400	-5.7%	8	\$171
Central Office	18,240	18,825	-3.21%	5	\$56	18,240	18,825	-3.2%	6	\$56
Bus Garage	0		100.00%	1	\$0	0		100.0%	1	\$0
Adult Education	741	620	16.33%	3	-\$12	741	620	16.3%	4	-\$12
Old High School	0		100.00%	1	\$0	0		100.0%	1	\$0
Total	296,132	280,609	5.24%		-\$1,482	296,132	280,609	5.2%		-\$1,482



Electrical Energy Cost Comparison to Last Year

July 2020 - July 2020 \$ Cost Change



Note: The Schools with the Lowest Bars are doing the Best Job in Reducing Costs



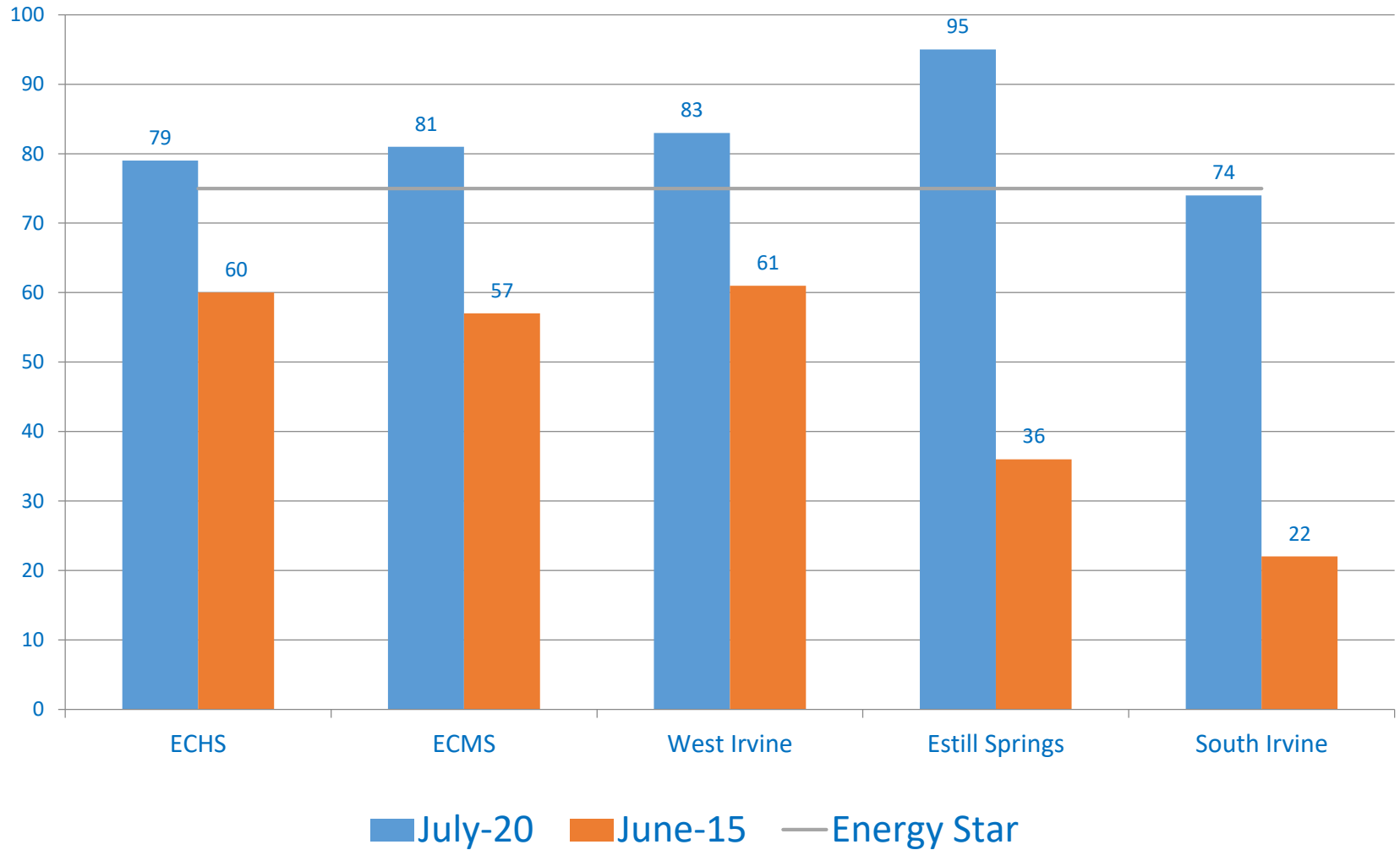
Project Description	Refunds/Rebates Received	Avoided Costs	Total Avoided Costs
Rate Change Savings Prior Years		\$9,600	\$9,600
Rate Change Savings Current Year		\$502	\$502
Consumption Savings Prior Years		\$678,614	\$678,614
Consumption Savings Current Year		-\$3,857	-\$3,857
Energy Projects Prior Years	\$25,152		\$25,152
Energy Projects Current Year			\$0
Total	\$25,152	\$684,860	\$710,012
Total Cost Avoided This Month		\$33,970	
Total Cumulative Savings		\$844,313	



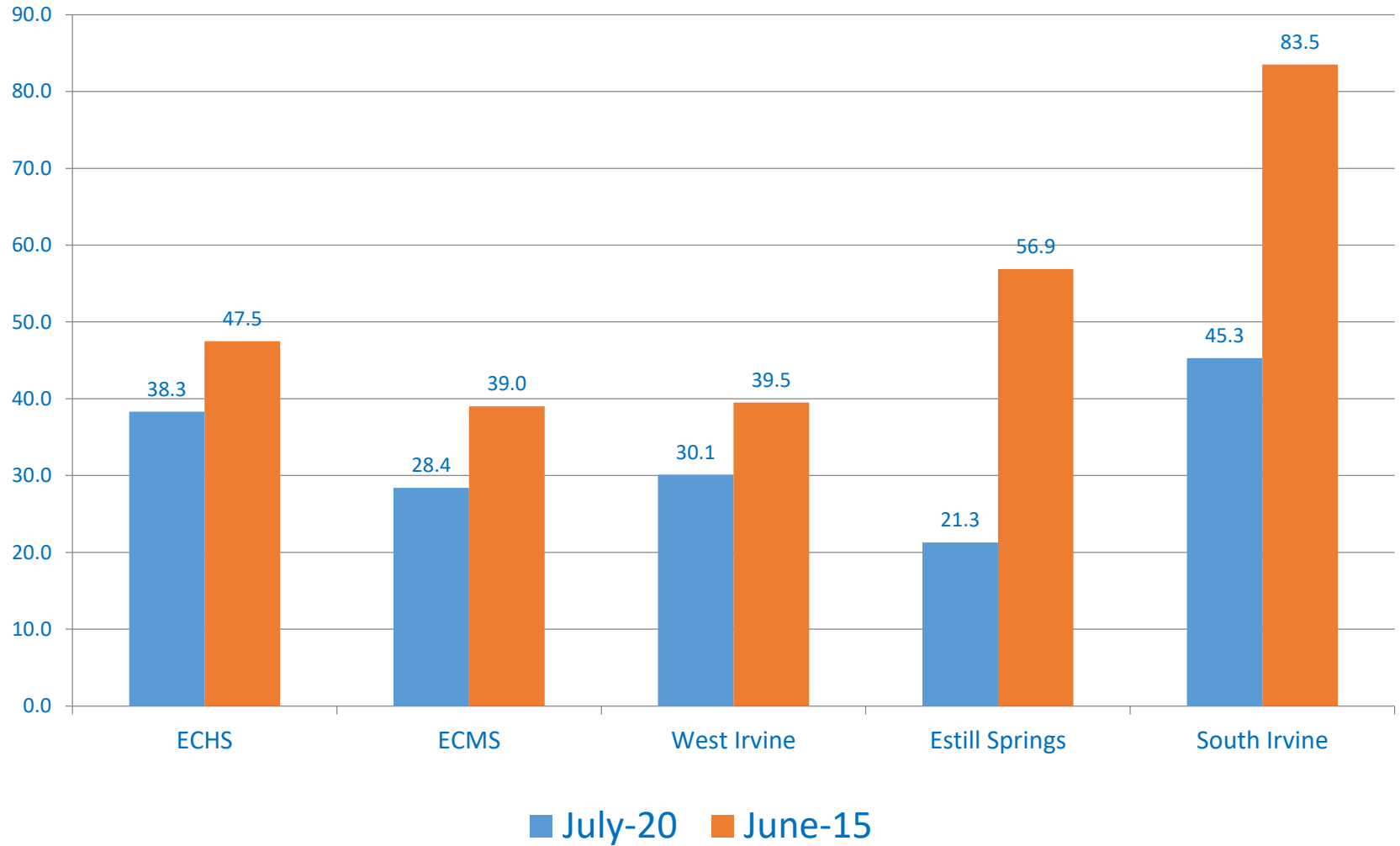
Energy Star Portfolio Manager Ratings

Facility Name	Rating (1-100) July-20	Rating (1-100) June-15	Energy Use kbtu/sq ft July-20	Energy Use kbtu/sq ft June-15	Change From Baseline
Estill County High School	79	60	38.3	47.5	-19.4%
Estill County Middle School	81	57	28.4	39.0	-27.2%
West Irvine Elementary	83	61	30.1	39.5	-23.8%
Estill Springs Elementary	95	36	21.3	56.9	-62.6%
South Irvine P/K Center	74	22	45.3	83.5	-45.7%
Total	82	53	32.4	47.7	-32.1%

Energy Star Portfolio Manager Ratings



EUI (kbtu/sq.ft/)



Energy Star Portfolio Manager Rating

