

# Estill County Schools Energy Management Package



April 2020



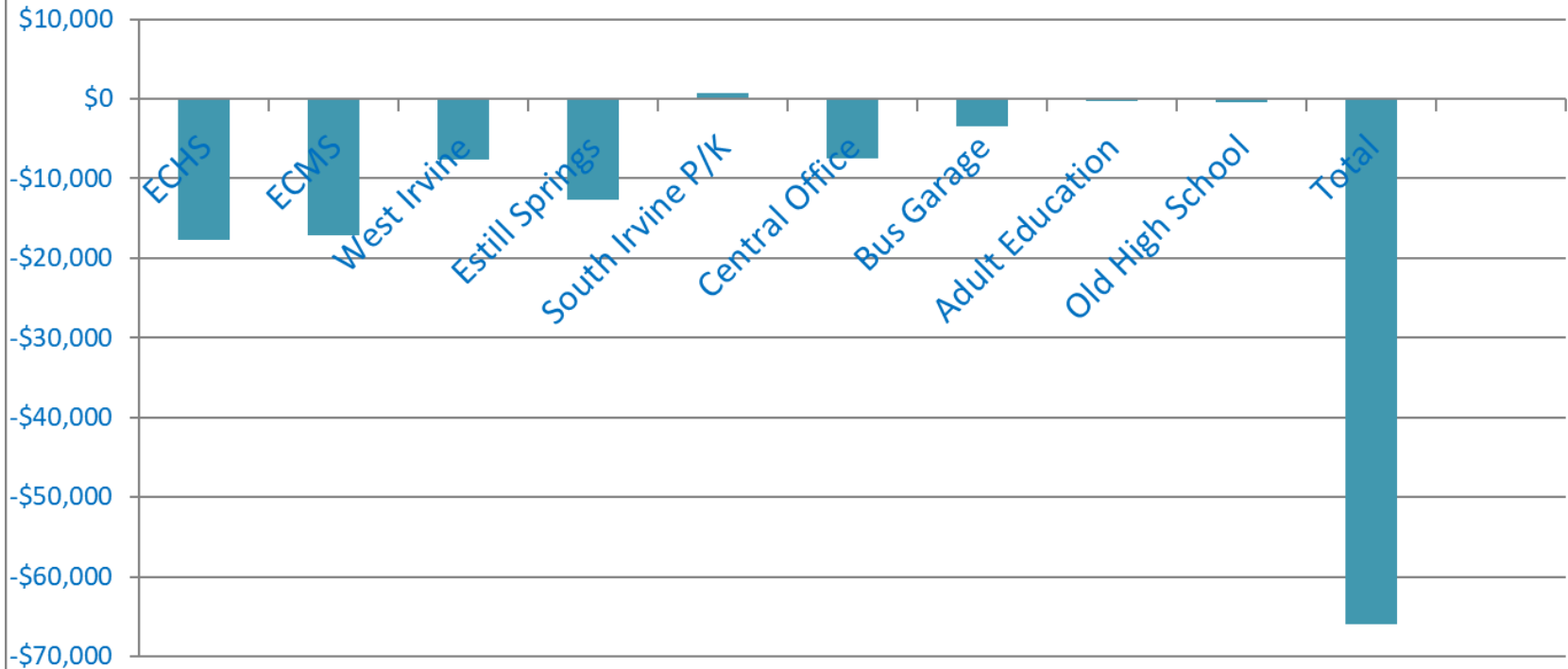
# Estill County Schools Energy Management Report April 2020

School Facility	April					2019 - 2020 YTD Results				
	2019 Actual Kwh	2020 Actual Kwh	% Reduction	Position	\$ Cost Change	2018-19 Actual Kwh	2019-20 Actual Kwh	% Reduction	Overall Position	YTD \$ Cost Change
ECHS	92,844	54,061	41.77%	4	-\$3,969	1,233,599	1,061,438	14.0%	7	-\$17,681
ECMS	79,147	48,320	38.95%	6	-\$3,155	890,204	723,120	18.8%	6	-\$17,160
West Irvine	54,880	42,560	22.45%	8	-\$1,261	670,080	596,320	11.0%	8	-\$7,575
Estill Springs	26,652	15,776	40.81%	5	-\$1,113	368,027	245,253	33.4%	3	-\$12,609
South Irvine P/K	18,505	19,916	-7.62%	9	\$144	250,048	257,159	-2.8%	9	\$730
Central Office	31,055	22,230	28.42%	7	-\$903	359,825	286,709	20.3%	5	-\$7,509
Bus Garage	2,070		100.00%	1	-\$212	33,288		100.0%	1	-\$3,419
Adult Education	570	252	55.79%	3	-\$33	7,716	5,358	30.6%	4	-\$242
Old High School	0		100.00%	1	\$0	4,680		100.0%	1	-\$481
<b>Total</b>	<b>305,723</b>	<b>203,115</b>	<b>33.56%</b>		<b>-\$10,500</b>	<b>3,817,467</b>	<b>3,175,357</b>	<b>16.8%</b>		<b>-\$65,946</b>



# Electrical Energy Cost Comparison to Last Year

## July 2019 - April 2020 \$ Cost Change



**Note: The Schools with the Lowest Bars are doing the Best Job in Reducing Costs**

Project Description	Refunds/Rebates Received	Avoided Costs	Total Avoided Costs
Rate Change Savings Prior Years		\$9,600	\$9,600
Rate Change Savings Current Year		\$5,024	\$5,024
Consumption Savings Prior Years		\$441,607	\$441,607
Consumption Savings Current Year		\$220,949	\$220,949
Energy Projects Prior Years	\$18,638		\$18,638
Energy Projects Current Year	\$6,514		\$6,514
Total	\$25,152	\$677,181	\$702,333
Total Cost Avoided This Month		\$23,883	
Total Cumulative Savings		\$458,613	

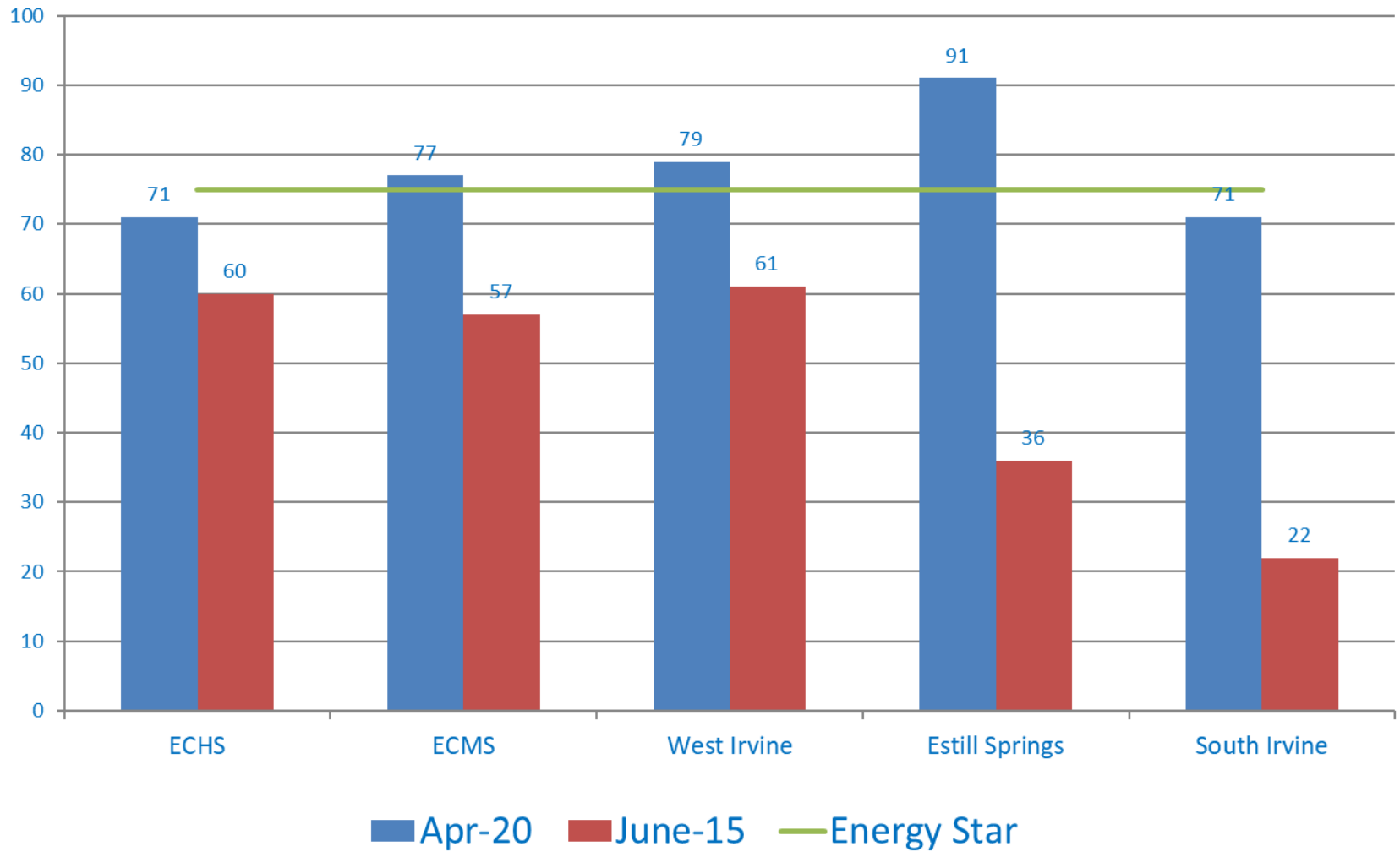


# Energy Star Portfolio Manager Ratings

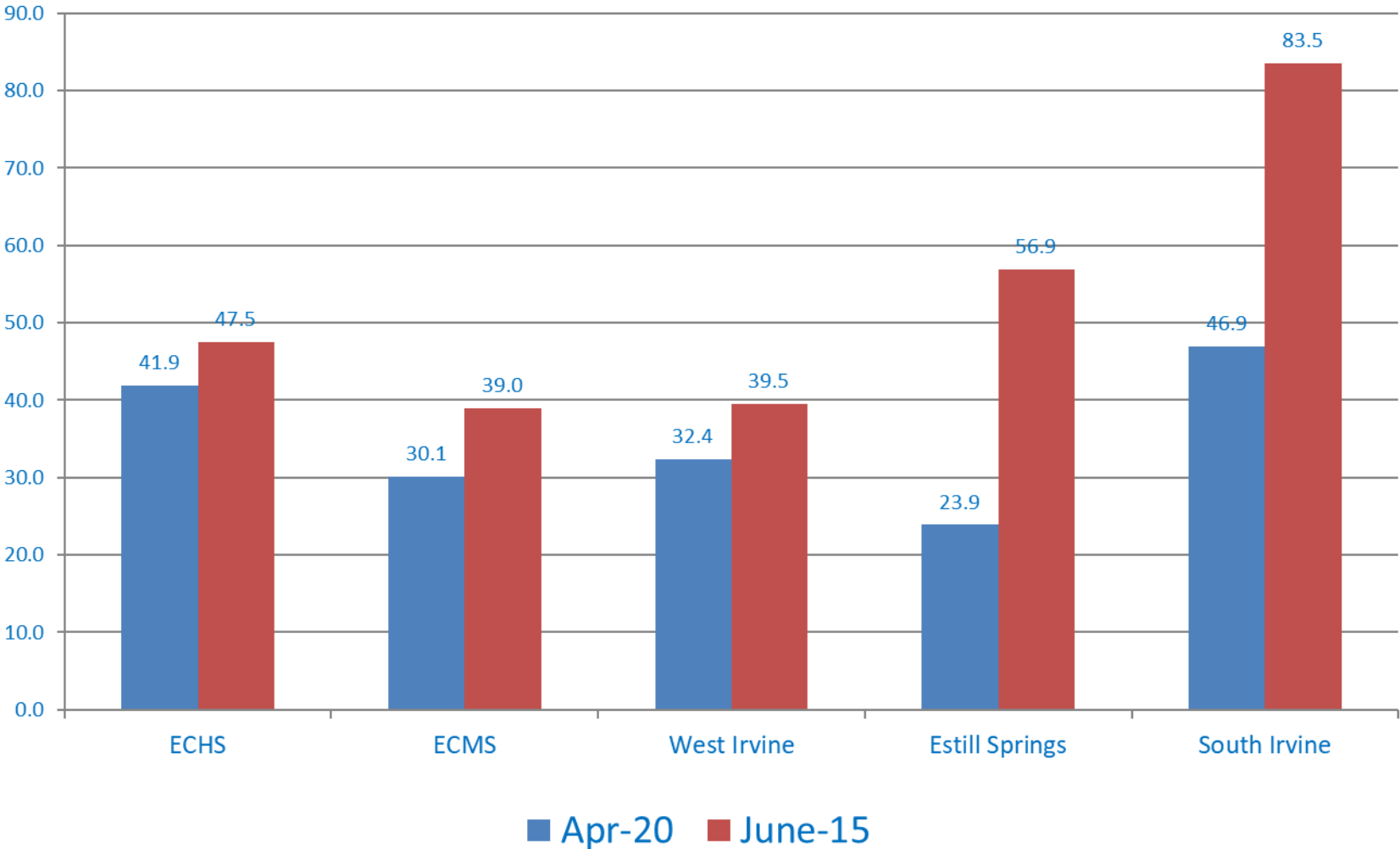
Facility Name	Rating (1-100) Apr-20	Rating (1-100) June-15	Energy Use kbtu/sq ft Apr-20	Energy Use kbtu/sq ft June-15	Change From Baseline
Estill County High School	71	60	41.9	47.5	-11.8%
Estill County Middle School	77	57	30.1	39.0	-22.8%
West Irvine Elementary	79	61	32.4	39.5	-18.0%
Estill Springs Elementary	91	36	23.9	56.9	-58.0%
South Irvine P/K Center	71	22	46.9	83.5	-43.8%
<b>Total</b>	<b>77</b>	<b>53</b>	<b>34.9</b>	<b>47.7</b>	<b>-26.8%</b>



# Energy Star Portfolio Manager Ratings



# EUI (kbtu/sq.ft/)



# Energy Star Portfolio Manager Rating

