

Estill County Schools Energy Management Package

March 2017



Energy Management Avoided Costs Summary

Project Description	Refunds/Rebates Received	Avoided Costs	Total Avoided Costs
Rate Change Savings Prior Years		\$4,801	\$4,801
Rate Change Savings Current Year		\$3,601	\$3,601
Consumption Savings Prior Years		\$237,663	\$237,663
Consumption Savings Current Year		\$78,884	\$78,884
Energy Projects Prior Years	\$9,453		\$9,453
Energy Projects Current Year	0		\$0
Total	\$9,453	\$324,949	\$334,403





Estill County Schools

Energy Management Report

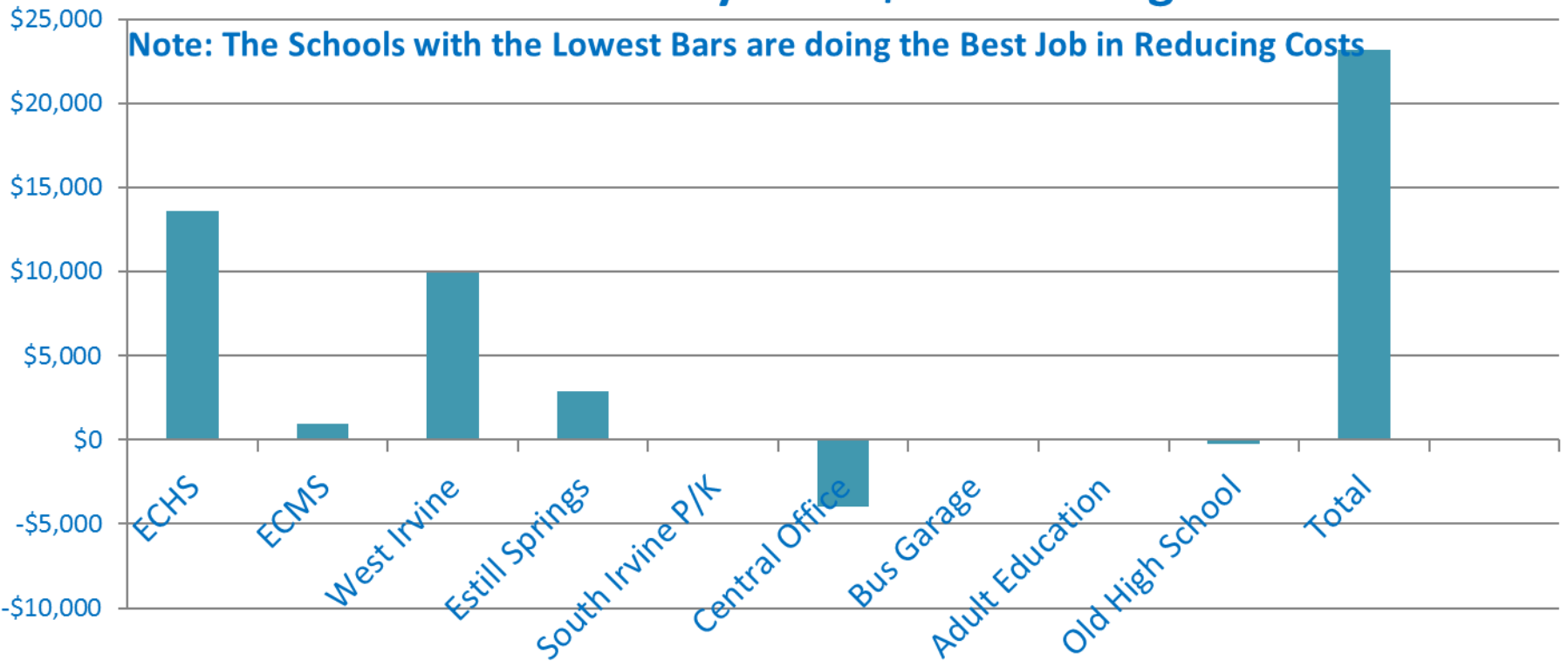
March 2017

School Facility	March					2016 - 2017 YTD Results				
	2016 Actual Kwh	2017 Actual Kwh	% Reduction	Position	\$ Cost Change	2015-16 Actual Kwh	2016-17 Actual Kwh	% Reduction	Overall Position	YTD \$ Cost Change
ECHS	106,325	107,929	-1.51%	8	\$157	1,058,505	1,197,029	-13.1%	8	\$13,617
ECMS	88,306	95,791	-8.48%	9	\$731	819,816	829,819	-1.2%	5	\$983
West Irvine	86,240	87,200	-1.11%	7	\$94	639,040	740,160	-15.8%	9	\$9,940
Estill Springs	32,747	30,704	6.24%	6	-\$199	378,281	407,922	-7.8%	7	\$2,914
South Irvine P/K	34,958	27,012	22.73%	3	-\$776	315,752	315,002	0.2%	4	-\$74
Central Office	67,678	47,305	30.10%	2	-\$1,989	385,038	344,486	10.5%	2	-\$3,986
Bus Garage	3,346	2,920	12.73%	4	-\$42	36,285	37,101	-2.2%	6	\$80
Adult Education	724	652	9.94%	5	-\$7	8,337	7,786	6.6%	3	-\$54
Old High School	1,120	560	50.00%	1	-\$55	6,360	3,840	39.6%	1	-\$248
Total	421,444	400,073	5.07%		-\$2,086	3,647,414	3,883,145	-6.5%		\$23,172



Electrical Energy Cost Comparison to Last Year

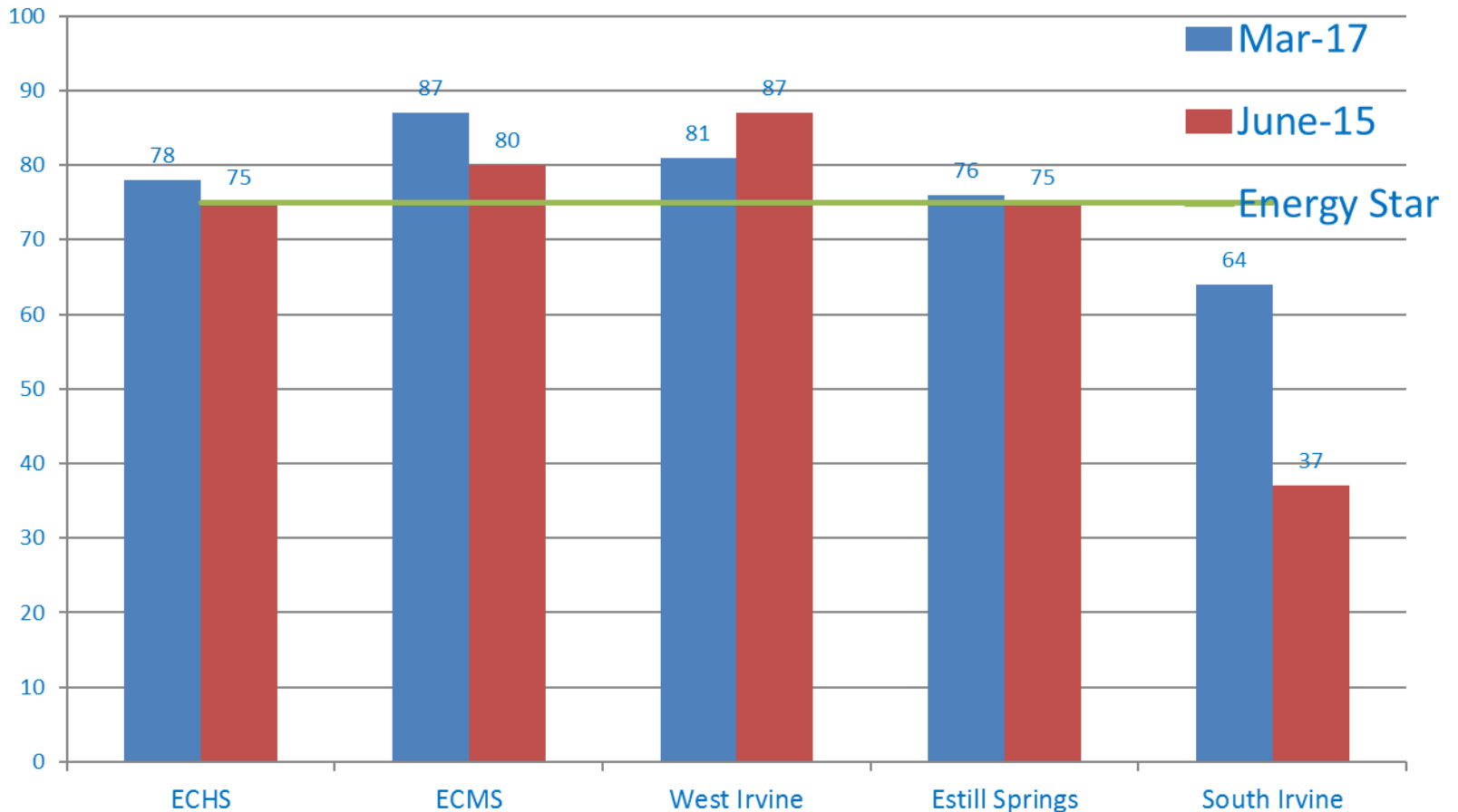
March 2017 - July 2016 \$ Cost Change



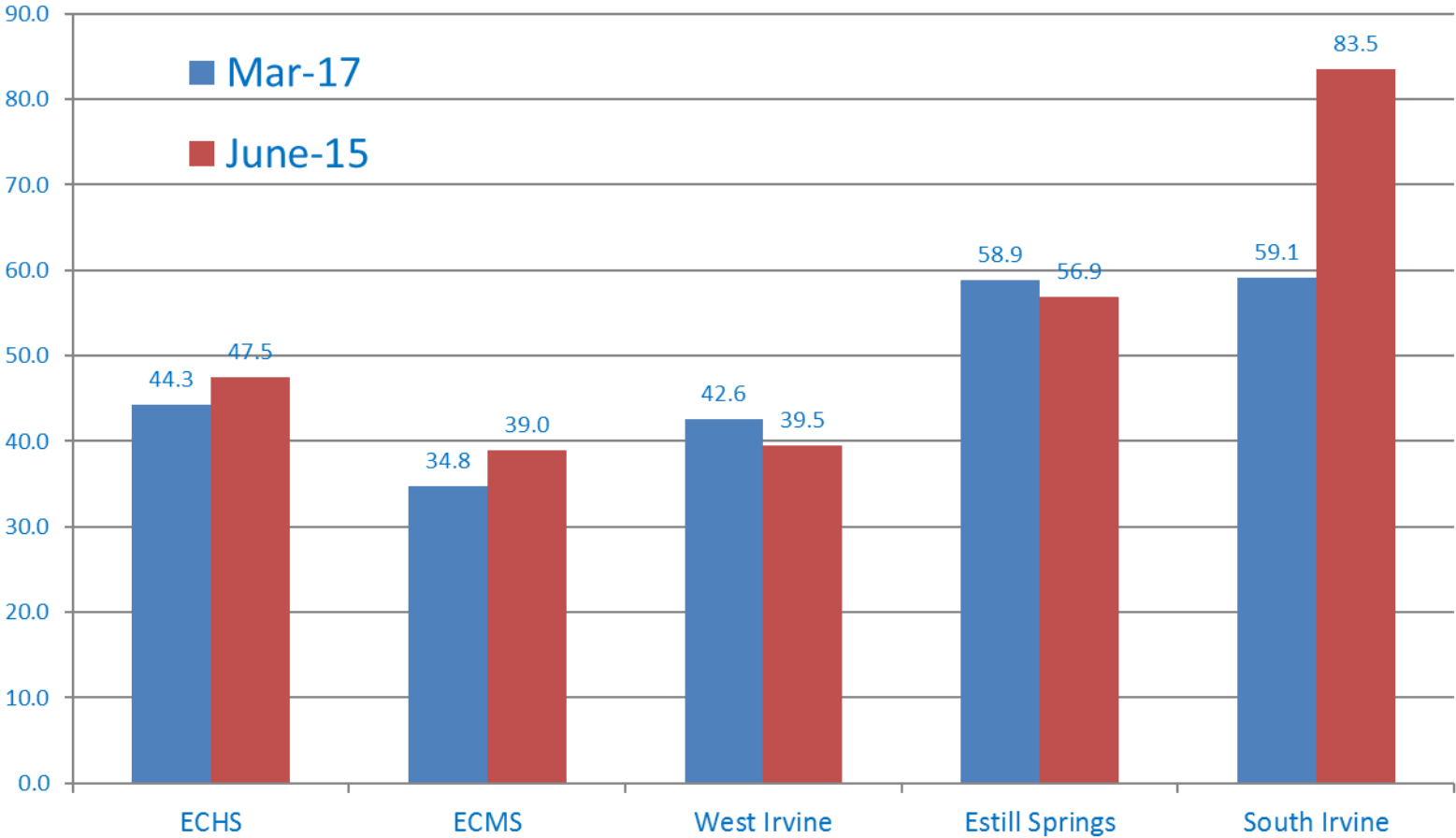
Energy Star Portfolio Manager Ratings

Facility Name	Rating (1-100) Mar-17	Rating (1-100) June-15	Energy Use kbtu/sq ft Mar-17	Energy Use kbtu/sq ft June-15	Change From Baseline
Estill County High School	78	75	44.3	47.5	-6.7%
Estill County Middle School	87	80	34.8	39.0	-10.8%
West Irvine Elementary	81	87	42.6	39.5	7.8%
Estill Springs Elementary	76	75	58.9	56.9	3.5%
South Irvine P/K Center	64	37	59.1	83.5	-29.2%
Total	80	76	44.6	47.7	-6.5%

Energy Star Portfolio Manager Ratings



EUI (kbtu/sq.ft/)



Energy Star Portfolio Manager Rating

